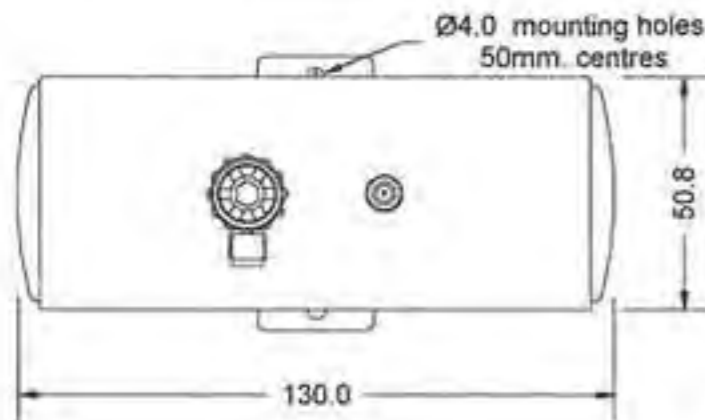
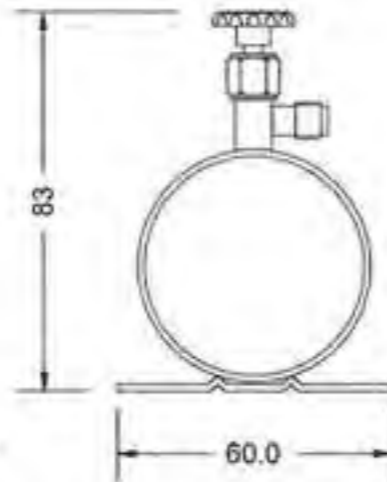
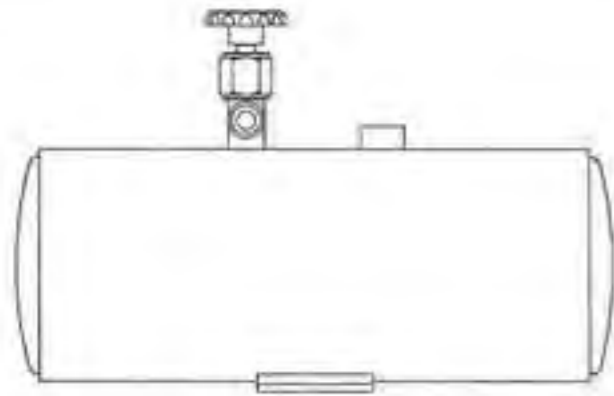
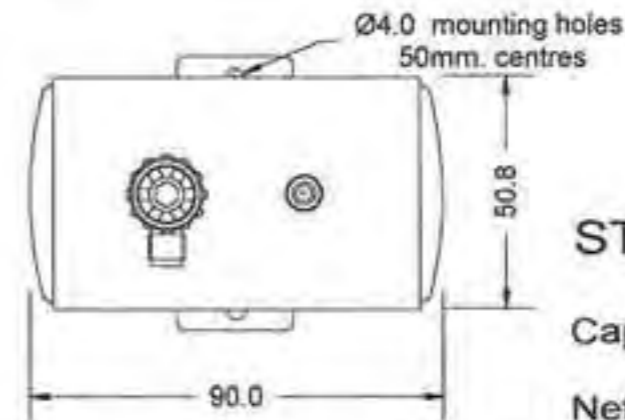
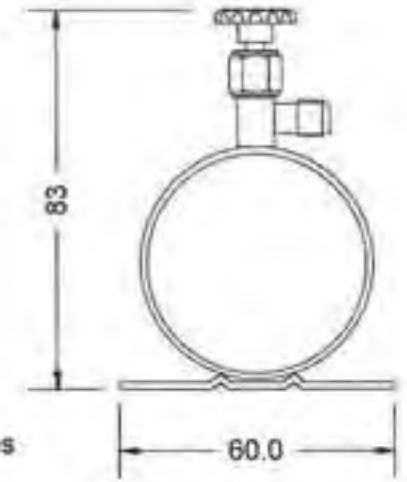
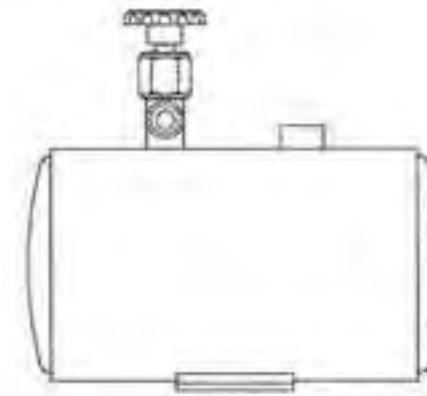


BIX GAS TANKS Dimensions & technical details



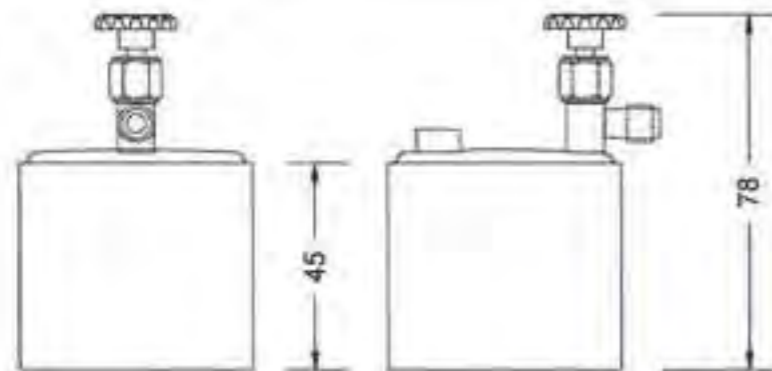
LARGE TANK

Capacity approx 191 cc
105 gm
Net wt. 370 gm



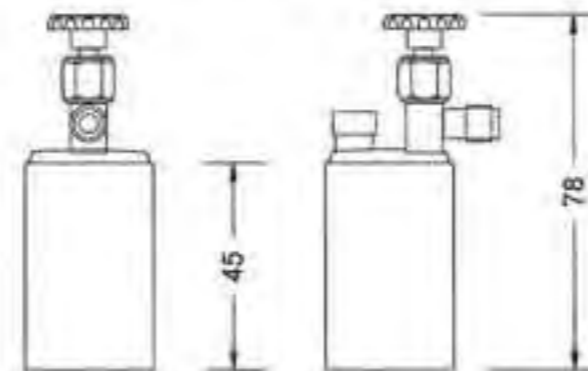
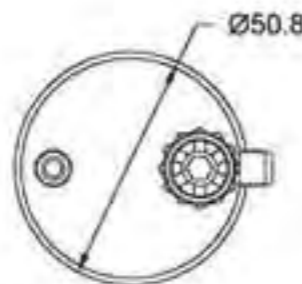
STANDARD TANK

Capacity approx 127 cc
69 gm
Net wt. 286 gm



SMALL TANK

Capacity approx 62 cc
34 gm
Net wt. 188 gm



MINI TANK

Capacity approx 21 cc
11.5 gm
Net wt. 68 gm



CONSTRUCTION Brass shell (copper on Mini tank) Flanged brass end caps Silver soldered

OUTLET.. M8 x 1 Male compression fitting for 4mm or 1/8" pipe

TEST PRESSURE.. 375 lbs/sq in. permitting the use of a Butane/propane mix with a maximum 30% propane

GAS CONSUMPTION ... Jet No. 5 ...55 gm/hr.
with valve fully open Jet No. 8 ...69 gm/hr.
Jet No 16 ...95 gm/hr.

These figures are for guidance only, consumption can vary considerably under different conditions

COPYRIGHT		BIXHEAD ENGINEERING			
DIRM	mm	MATERIAL	FILE NAME	tankdimensions.TCW	
SCALE	1 : 2	DATE	23/02/06	DRAWN BY	BDS
				REV	0